

Show My Homework

Parent Guide - Setting up and using the Log In tools



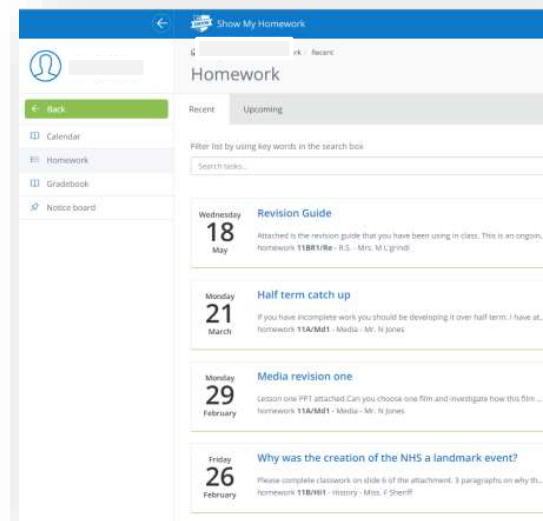
Why Log In?


- ▶ You do not have to log in to view your homework
- ▶ If you do log in it shows you ONLY your homework
- ▶ This makes it easier to see what you are being asked to do

HW viewed without a log in



HW viewed with a log in



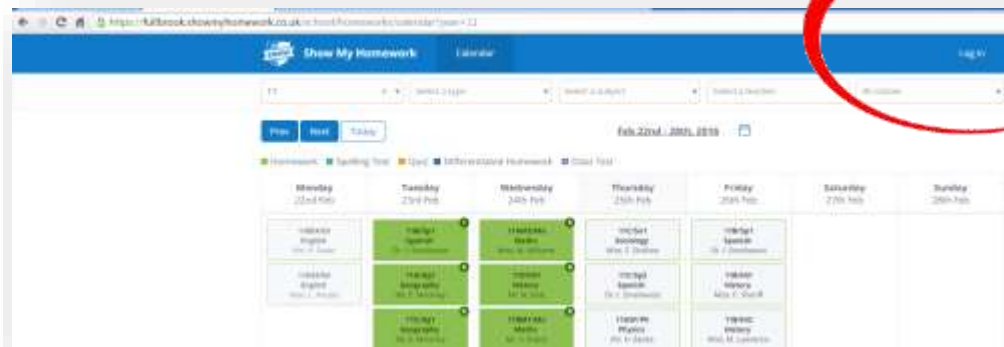



How to Log In

- ▶ Parents will receive a Login PIN Number
- ▶ We will be sending this to you through email

- ▶ First, go to the Homework website by clicking the button on the homepage of the school website

- ▶ Then click the Log In button in the top right corner





How to Log In



- ▶ Look down to the bottom field

Add the PIN number we texted you here

The screenshot shows the login interface for 'SHOW MY HOMEWORK'. At the top is the logo and the tagline 'The no.1 homework software for schools'. Below this, it asks 'Returning user? Please log in' and provides fields for 'Email/Username' and 'Password'. A blue 'Log in' button is next to a 'Forgot password?' link. Below that, it says 'Or log in using the below' and shows 'g+' and 'RM' social login options. At the bottom, a red box highlights the section for 'First time user, or been given a PIN?' with an 'Enter PIN' field.

After you have entered your PIN a Log In button will appear.
Click it!

A01' XXX 1 |

Log in





How to Log In



The no.1 homework software for schools

Almost there, update your details

Choose a password

Confirm your password

XXXXXXXX i@gmail.com

do not have an email address

Log in

- ✓ Make a note of your username
- ✓ Make a note of your password
- ✓ Keep it somewhere safe

- ▶ Your Username is your e mail

If you don't have an email tick this box.

(This will change your username to first initial and surname e.g. "a parent")





How to Log In



The no.1 homework software for schools

Almost there, update your details

Choose a password

Confirm your password

XXXXXXXX @gmail.com

I do not have an email address

Log in


- ✓ Make a note of your username
- ✓ Make a note of your password
- ✓ Keep it somewhere safe

- ▶ You set the password yourself

Type your chosen password in here twice

Then click here





What happens after I have Logged in?



- ▶ You have now logged in

On this page you can select which child you want to see.

Select "Calendar" to see a Timeline View of homework

A screenshot of the 'Show My Homework' web application. The page is titled 'Select student' and shows two student profiles, 'A Child' and 'B Child', both marked as 'Never logged in'. Below each profile is a list of menu items: '> Calendar', '> Homework', '> Gradebook', and '> Notice board'. A red oval highlights the '> Calendar' link for 'A Child'. The left sidebar contains a 'Welcome, Edit profile' section, a 'Select student' dropdown, and links for 'Help centre' and 'Logout'. The top navigation bar includes a back arrow and the 'Show My Homework' logo.




What happens after I have Logged in?



► This is the “Calendar” view

The screenshot shows the 'Show My Homework' interface. At the top, there's a navigation bar with a back arrow and the user's name 'Philip Stubbles'. Below this, the 'Calendar' view is displayed. A red circle highlights the 'Prev', 'Next', and 'Today' buttons. A green callout bubble points to these buttons with the text: 'Use these buttons to select a different week'. Another green callout bubble points to a task ribbon with the text: 'Click on a ribbon to see task details and resources'. The calendar grid shows tasks for Monday (22nd Feb), Tuesday (23rd Feb), Wednesday (24th Feb), and Thursday (25th Feb). Tasks include 'Revision Guide' for U.S. History, 'Revision Topic Progress test 25-02/16' for Science, 'Half term catch up' for Media, 'An Inspector Calls' for English, and 'Media revision' for Media. A legend at the top identifies task types: Homework (green), Spelling Test (orange), Quiz (yellow), Differentiated Homework (blue), and Class Test (purple).

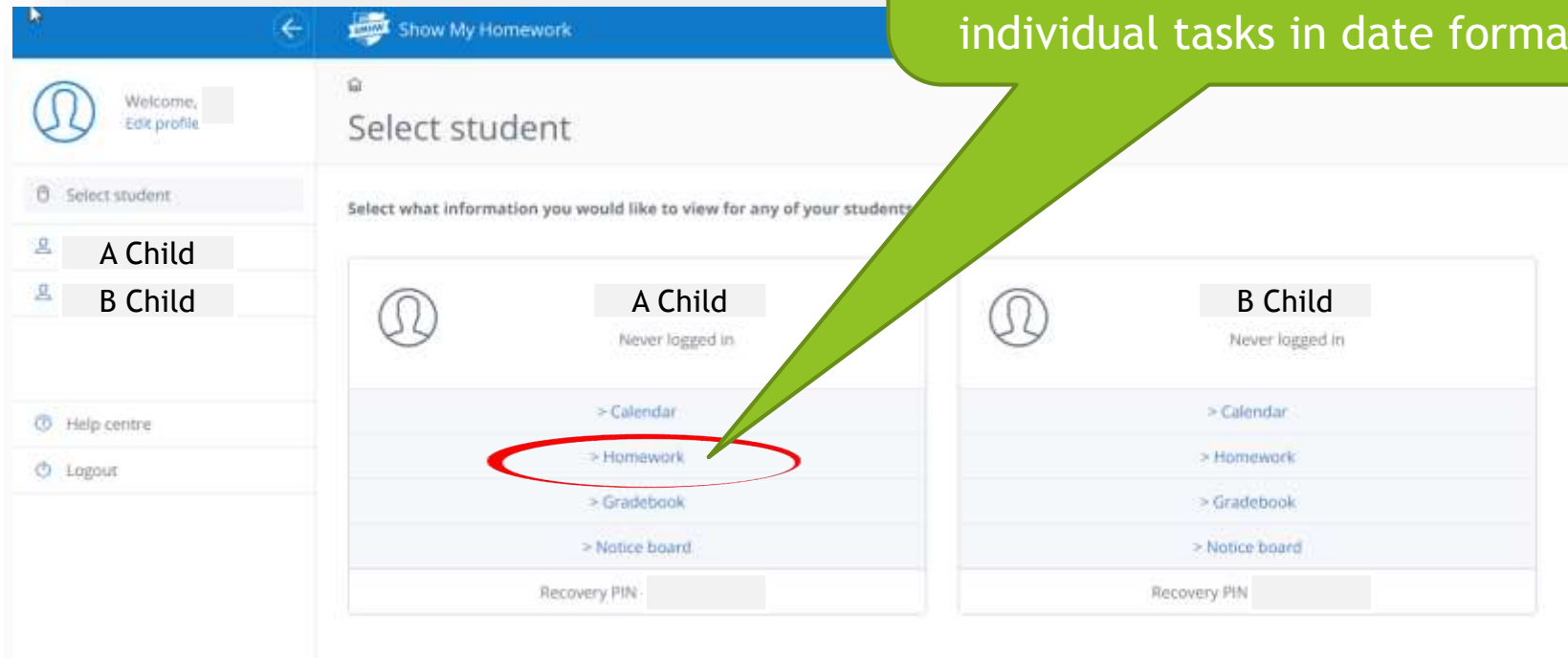



What happens after I have Logged in?



On this page you can select which child you want to see.

Select "Homework" to view their individual tasks in date format

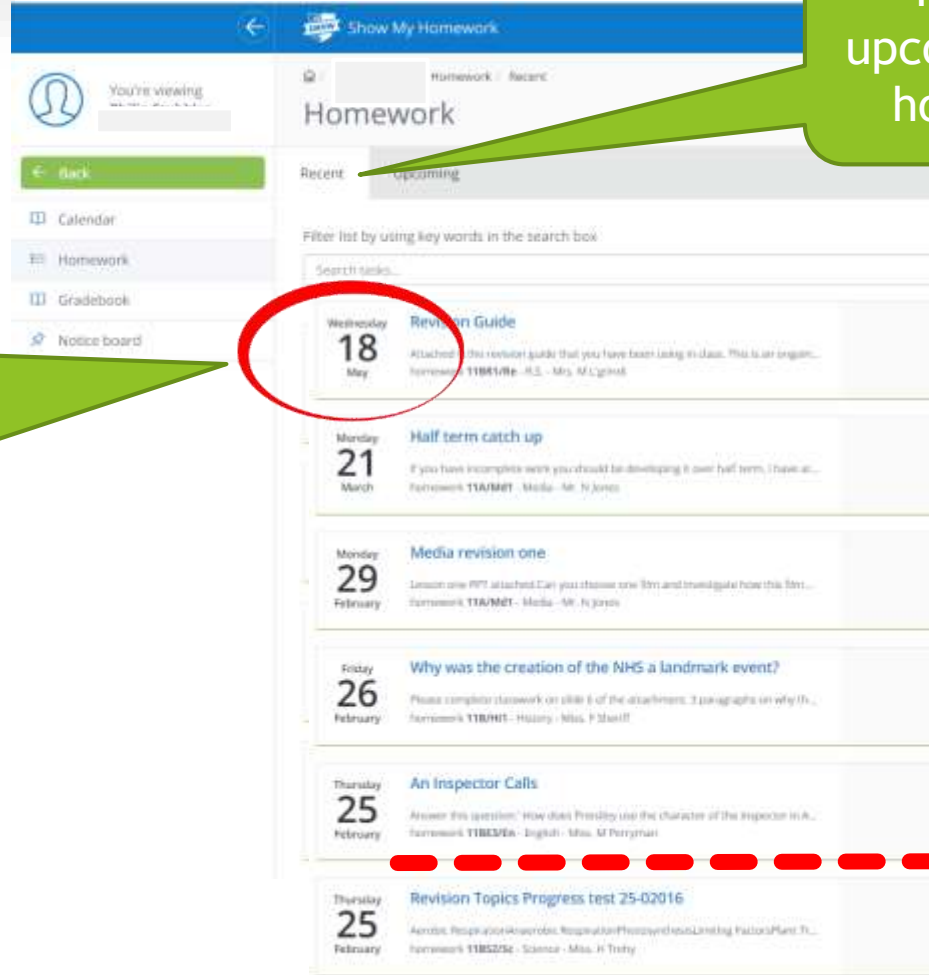




What happens after I have Logged in?




▶ This is the “Homework” view



This “Recent” tab shows upcoming homework as well as homework that is past due

This is the Due Date for the homework task.
Click on each task heading to view details.

This picture was taken on 25th Feb. So the “Recent” tab shows both upcoming due dates and homework that is past due



What happens after I have Logged in?



Please note that the school is not currently using this feature.

If a student is missing homework parents will be notified via IRIS in the usual way.

← Show My Homework

Homework - Recent


Homework

Filter list by using key words in the search box

Search tasks...

Wednesday 18 May	Revision Guide Attached to the revision guide that you have been looking at in class. This is an urgent... homework T18S10p - R.S. - Mrs. M. Logan
Monday 21 March	Half term catch up If you have incomplete work you should be developing it over half term, I have at... homework T1A/MET - Media - Mr. H Jones
Monday 29 February	Media revision one Lesson one PPT attached. Can you choose one film and investigate how this film... homework T1A/MET - Media - Mr. H Jones
Friday 26 February	Why was the creation of the NHS a landmark event? Please complete classwork on slide 6 of the attachment. 3 paragraphs on why th... homework T1B/NT - History - Mrs. P. Staff
Thursday 25 February	An Inspector Calls Answer this question: How does Priestley use the character of the Inspector to... homework T1B3/2a - English - Mrs. M Perryman
Thursday 25 February	Revision Topics Progress test 25-02-2016 Aerobic Respiration Anaerobic Respiration Photosynthesis Limiting Factors Plant Tr... homework T1B5/2a - Science - Mrs. H. Trehay
Friday 19 February	Question 4 Using the sources given to you in class, complete the following question (Comp... homework T1B3/2a - English - Mrs. M Perryman

Only show overdue homework



What happens after I have Logged in?

A screenshot of the 'Show My Homework' app interface. The top navigation bar is blue with a back arrow and the text 'Show My Homework'. Below this, there's a user profile icon and the text 'You're viewing:'. The main content area has a 'Homework' title and two tabs: 'Recent' and 'Upcoming'. The 'Upcoming' tab is selected and circled in red. Below the tabs, there's a list of homework assignments with dates and titles. The left sidebar contains navigation options: 'Back', 'Calendar', 'Homework', 'Gradebook', and 'Notice board'.

← Back

Calendar

Homework

Gradebook

Notice board

Homework / Upcoming

Homework

Recent Upcoming

Friday 26 February
Why was the creation of the NHS a landmark event?
Please complete classwork on slide 6 of the attachment. 3 paragraphs on why the homework 11B/H11 - History - Miss. F Sheriff

Monday 29 February
Media revision one
Lesson one PPT attached. Can you choose one film and investigate how this film was advertised and marketed, ... homework 11A/Md1 - Media - Mr. N Jones

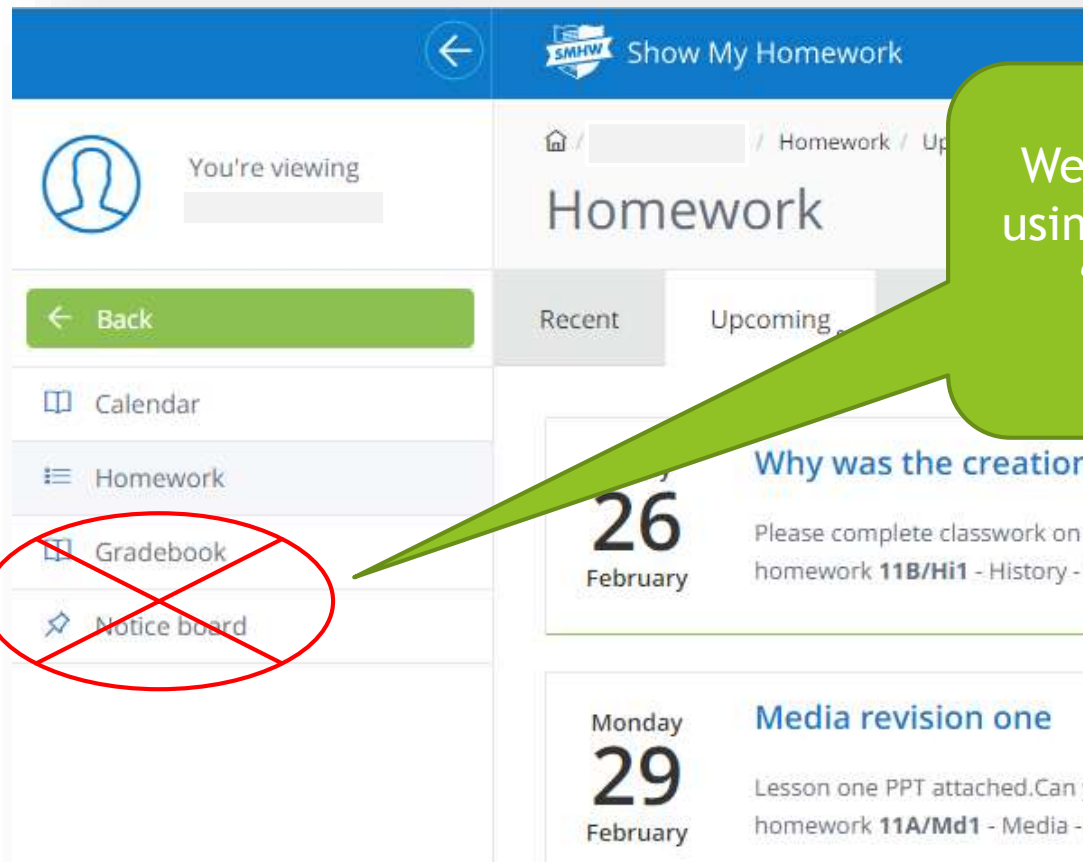
Monday 21 March
Half term catch up
If you have incomplete work you should be developing it over half term. I have attached the guides/checklist fo... homework 11A/Md1 - Media - Mr. N Jones

Wednesday 18 May
Revision Guide
Attached is the revision guide that you have been using in class. This is an ongoing homework of revision that y... homework 11BR1/Re - R.S. - Mrs. M L'grindl

The “Upcoming” tab shows homework that is due from today onwards



What happens after I have Logged in?



We are not currently using either the SMHW “gradebook” or “noticeboard”



How will students Log In?

The student login experience is exactly the same as has been described here.

Students will receive their Login PIN number in tutor time.

Assemblies and tutor time has been used to guide students in the use of SMHW tools.





We hope you have found this guide useful.

If you have any questions please contact the school reception or email

onlineservices@fullbrook.surrey.sch.uk